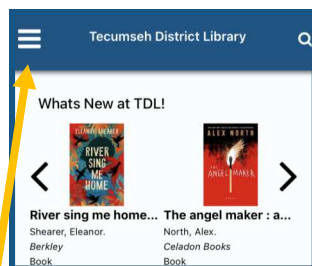
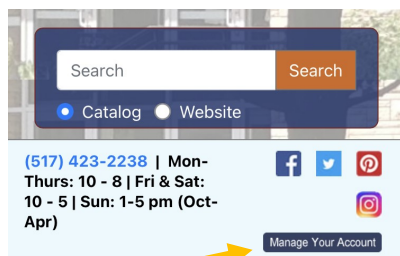
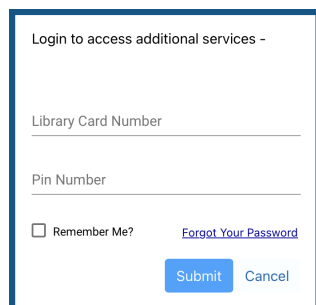
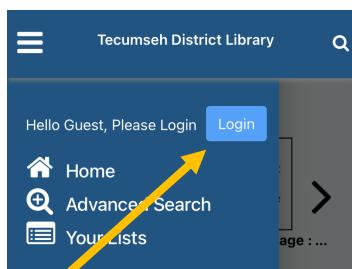


## How to login to TDL's website using your mobile device

1. **Open your web browser**– Depending on your device this will usually be Chrome or Safari.
2. **Go to Tecumsehlibrary.org**



3. Click the **Manage Your Account**
4. Click the **menu** in the upper left-hand corner

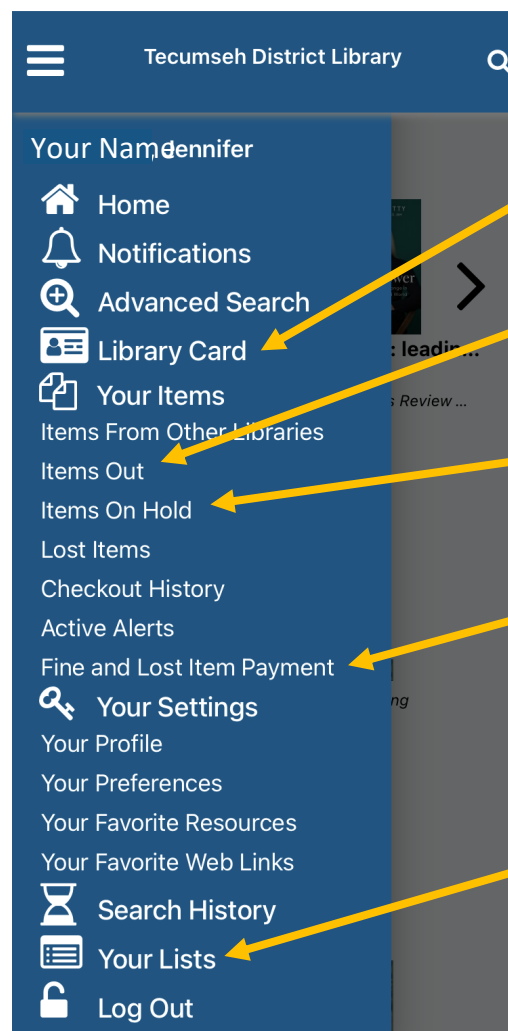


5. Click the **Login** button
6. Enter your Library Card Number and PIN\*
7. Click **Remember me?**
8. Click **Submit**

\*If you do not have a PIN or need to reset it, call the library at (517) 423-2238



## Using the Mobile Website Key Features



- Search**  
Search the catalog and place holds
- Library Card**  
Shows your library card number and bar code
- Items Out**  
Check your due dates  
Renew all items
- Items on Hold**  
View and manage your reserved items
- Fine and Lost Item Payment**  
Check to see if you owe fines or fees. Payments can be made at the library or by phone with your credit/debit card.  
Call (517) 423-2238
- Your Lists**  
Create, view, and manage your personal reading lists of items in our catalog.

## Create a Direct Link to the Mobile Website

### Phone or iPad

1. Open Safari.
2. Go to Tecumsehlibrary.org
3. On the bottom of the page tap the Share button
4. In the list of options that appear, scroll down until you see Add to Home Screen.



### Android

1. Open Chrome.
2. Go to Tecumsehlibrary.org
3. Tap the menu icon (3 dots in upper right-hand corner) and tap Add to Home Screen.
4. Choose a name for the website shortcut, then Chrome will add it to your home screen.